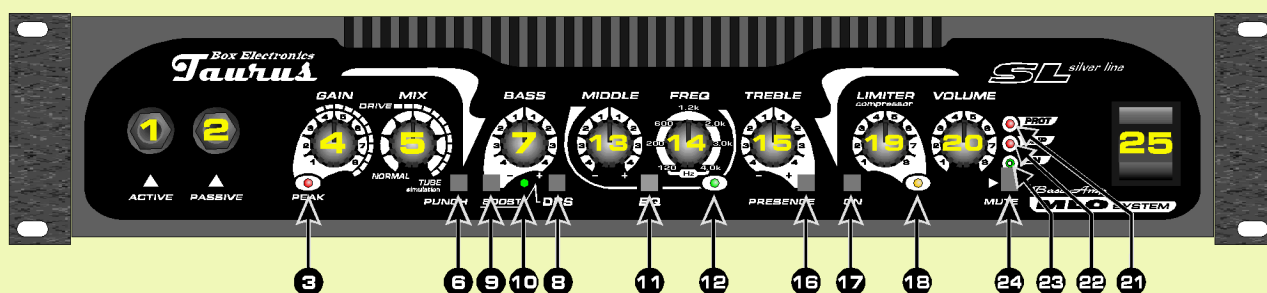





## FRONT PANEL



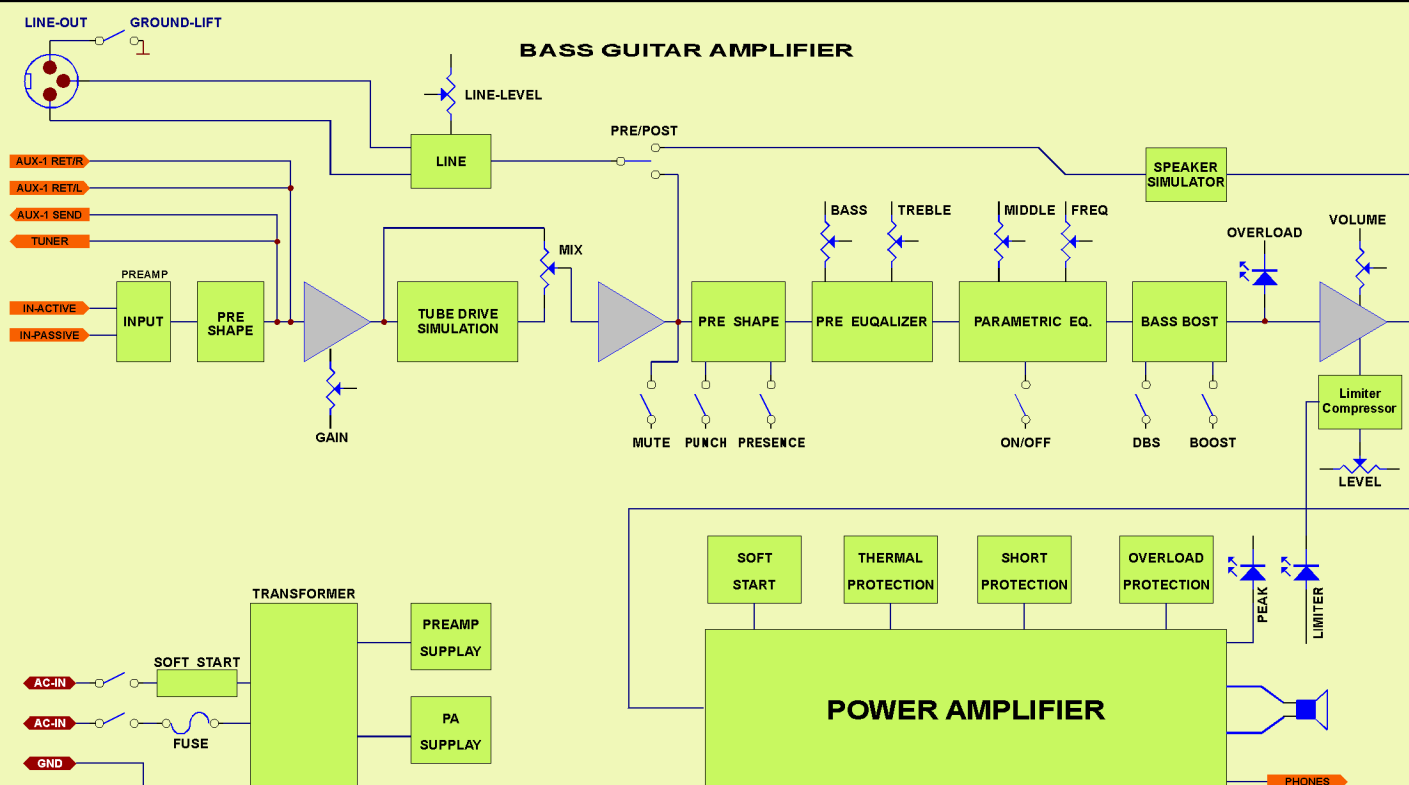
- [1] - Active bass instrument INPUT [JACK 6.3mm].
- [2] - Passive bass instrument INPUT [JACK 6.3mm].
- [3] - PEAK indicator in preamp section.
- [4] - GAIN control
- [5] - INPUT MIX - fluent signal adjustment of the input between 2 sections of the amplifier - transistor and tube [tube simulation in SL-300H series].
- [6] - PUNCH button - increases sonic expression.
- [7] - BASS control with MLO-system.
- [8] - DBS (Dynamic Bass System) - increases dynamics and selectivity of bass sound.
- [9] - DBS BOOST.
- [10] - DBS ON/BOOST indicator.
- [11] - PARAMETRIC EQ on/off switch.
- [12] - PARAMETRIC EQ indicator.
- [13] - PARAMETRIC EQ level control.
- [14] - PARAMETRIC EQ frequency adjustment (120Hz...4kHz).
- [15] - TREBLE CONTROL with MLO-system.
- [16] - PRESENCE button - increases transparency of sound.
- [17] - LIMITER-COMPRESSOR on/off switch.
- [18] - LIMITER indicator.
- [19] - COMPRESSION level adjustment.
- [20] - VOLUME control.
- [21] - PROTECTION indicator.
- [22] - Power amplifier CLIP indicator.
- [23] - ON/MUTE indicator.
- [24] - MUTE on/off switch.
- [25] - POWER on/off switch.

## BACK PANEL



- [1] - TUNER OUTPUT [JACK 6.3mm].
- [2] - Balanced LINE OUTPUT [XLR].
- [3] - LINE OUTPUT PRE/POST EQ switch.
- [4] - LINE OUTPUT GROUND LIFT switch.
- [5] - AUX SEND output [JACK 6.3mm].
- [6] - AUX RETURN input [JACK 6.3mm] - PARALLEL LOOP.
- [7] - AUX RETURN input [JACK 6.3mm] - SERIAL LOOP.
- [8] - SPEAKERS output [JACK 6.3mm].
- [9] - IEC POWER INPUT socket with AC fuse.

## BLOCK SCHEMATIC



*Bass amplification*  
**Taurus**  
*Amplifier*

**SL** silver line