



BASS & GUITAR
AMPLIFICATION



BASS AMPS



Dynamic Bass System



Mid Level Optimization



True Voice at Line output



Tube Drive pre-amp



Optical Compressor

Qube-300

White Line Bass Amp

300W RMS - class D + (SMPS)

(weight 1,7kg)

Ultralight and compact "Class-D" amplifier with high efficiency Switching Mode Power Supply



Qube-450

Silver Line Bass Amp

450W RMS - class D + (SMPS)

(weight 2,6kg)

Ultra light and compact "Class-D" amplifier with high efficiency Switching Mode Power Supply



T-450

White Line Bass Amp



450W RMS - analog amplifier + SMPS (weight 3,3kg)

MLO system, DBS, Switching Mode Power Supply, light weight and compact dimensions

THD-450T

Silver Line Bass Amp



450W RMS - analog amplifier + SMPS (weight 4,2kg)

Two preamps – tube and transistor, compressor/limiter, MLO system, DBS, Drive. Switching Mode Power Supply, light weight and compact dimensions

BASS SPEAKER CABINETS



TR-212

500W / 100dB / 4ohm
2x12" Neodyme + Tweeter
H-W-D: 740 x 520 x 405mm



TR-1510

500W / 102dB / 4ohm
1x15" + 1x10" Neodyme + Tweeter
H-W-D: 740 x 520 x 405mm



TR-410

1000W / 103dB / 4ohm
4x10" Neodyme + Tweeter
H-W-D: 885 x 520 x 405mm



TR-1210

500W / 102dB / 4ohm
1x12" Neodyme + 2x10" Ferrite + Tweeter
H-W-D: 885 x 520 x 405mm



TS-210N

450W / 100dB / 4 or 8ohm
2x10" Neodyme + Tweeter
H-W-D: 595 x 410 x 395mm



TS-112N

350W / 98dB / 4 or 8ohm
1x12" Neodyme + Tweeter
H-W-D: 595 x 410 x 395mm



TS-210F

300W / 100dB / 8ohm
2x10" Ferrite + Tweeter
H-W-D: 595 x 410 x 395mm



TS-112F

250W / 97dB / 8ohm
1x12" Ferrite + Tweeter
H-W-D: 595 x 410 x 395mm

BASS COMBOS Slim Line



TS-10

350W/RMS 1x10" Neo + Tweeter
H-W-D: 400 x 410 x 395 mm



TS-12

350W/RMS 1x12" Neo + Tweeter
H-W-D: 500 x 410 x 395 mm



TS-1010

350W/RMS 2x10" + Tweeter
H-W-D: 590 x 410 x 395mm



New definition of guitar amps



Until today, guitarists could only choose between two types of amplifiers: heads and combos. Now, we are introducing a completely new breed: The Stomp-Head. It is a pure analog design with unprecedented light weight and small size. The amplifier can be placed either on a stage floor just beside the effects, in a traditional way on the top of the speaker cabinet or set up on an effect board. It features a built-in foot switches which allows fast channel and sound shape changes during the performance. The Stomp-head can be used as a power amp with another preamp.

Stomp-Head 4.SL (Classic)



Stomp-Head 4.HG (High Gain)



Power output: 70W RMS with a power brake to 40W
2 channels: CLEAN and LEAD
3 modes: CLEAN, CRUNCH and LEAD
4 foot-switches: CHANNEL [Clean/ Lead],
CRUNCH, BOOST, MUTE

Effect loop

Inputs for external controller or a foot-switch to mode

controls: Channel, Crunch, Boost and Effect Loop

LINE OUT with guitar speaker simulation

Power output selector

Speaker impedance selector: 4-8-16ohm

2 loudness modes: STUDIO / STAGE

Dimensions: [H x W x D] 90 x 385 x 190 mm

Weight: 3.1kg

HIGH
GAIN

GUITAR AMPS

Stomp-Head 2.CL (Classic)

Power output: 60W RMS
with a power brake to 25W
2 channels: CLEAN and LEAD
2 foot-switches: CHANNEL [Clean/ Lead], MUTE
CLEAN channel controls: BASS, MIDDLE, TREBLE,
CRUNCH, VOLUME
LEAD channel controls: DRIVE, BASS, MIDDLE,
TREBLE, VOLUME

Effect loop
Power output selector
Input GAIN boost
Dimensions: [H x W x D] 80 x 270 x 190 mm
Weight: 1.8kg

**Master Tube
Design**



Stomp-Head 2.HG (High Gain)



**HIGH
GAIN**

Stomp-Head 2.VT (Vintage)

Power output: 50W RMS
with a power brake to 25W
1 channel
2 foot-switches: MUTE and REVERB
REVERB
Effect loop
LINE OUTPUT with speaker simulation
Dimensions: [H x W x D] 90 x 160 x 190 mm
Weight: 1,3kg

**Master Tube
Design**



Stomp-Head 1.CL (Classic)

Power output: 50W RMS
with a power brake to 25W
2 channels: CLEAN and LEAD
1 foot-switch: CHANNEL (Clean/ Lead)
Effect loop
LINE OUTPUT with speaker simulation
Dimensions: [H x W x D] 90 x 160 x 190 mm
Weight: 1,2kg



GUITAR CABINETS

TJ-112



Power Handling: 70W/RMS
Impedance: 16ohm
Speaker: **1x12" Jensen JCH12-70**
Dimensions: (H-W-D) 445 x 485 x 245mm
Weight: 11,5kg

TJ-212



Power Handling: 140W/RMS
Impedance: 8ohm
Speakers: **2x12" Jensen JCH12-70**
Dimensions: (H-W-D) 590 x 580 x 305mm
Weight: 18,5kg

TC-112V



Power Handling: 60W/RMS
Impedance: 16ohm
Speaker: **1x12" Celestion Vintage-30**
Dimensions: (H-W-D) 445 x 485 x 245mm
Weight: 13,5kg

TC-212V



Power Handling: 120W/RMS
Impedance: 8ohm
Speakers: **2x12" Celestion Vintage-30**
Dimensions: (H-W-D) 590 x 580 x 305mm
Weight: 23,5kg

TC-112C



Power Handling: 65W/RMS
Impedance: 8ohm
Speaker: **1x12" Celestion G12M-65 Creamback**
Dimensions: (H-W-D) 445 x 485 x 245mm
Weight: 12,5kg

TC-212G



Power Handling: 50W/RMS
Impedance: 16ohm
Speakers: **2x12" Celestion Greenback**
Dimensions: (H-W-D) 590 x 580 x 305mm
Weight: 23,5kg

EFFECT PEDALS – MK2



Tux Compressor-Limiter

The TUX compressor-limiter is specially engineered for dynamic sound modification. It uses a passive, sound transparent optical system designed not to alter the original sound and making it virtually noiseless.



Vechoor Multi-Chorus stereo

It is a CHORUS/FLANGER effect designed with two independent analog chorus circuits. Both circuits work simultaneously and create a unique sound spectrum.



Abigar Bass Drive

The most significant feature of the ABIGAR, imperative for the sound of instruments, is it's dynamic "Drive" which still keeps even the most distorted sound of bass guitar in full range of attack and pulsation.



Abigar Extreme Extreme Bass Drive

Abigar Extreme Drive is a perfect tool for creating an aggressive and fully sounding Drive in all varieties of heavy tunes. The Dynamic Drive and full tone controle in congestion with MLO System provides endless possibilities in creating a perfect sound.



Dexter Polyphonic octaver

The Dexter is a polyphonic OCTAVER which allows transposing an original note of one octave up and down. Both octaves can be used separately, mixed together as well as mixed with the original notes.



Zebu Reverb-Delay stereo

The ZEBU is a fusion of Delay and Reverb stereo digital effects powered by high quality 24bit Digital Signal Processor. Allows the use of both effects simultaneously and mix them with the original sound of your instrument.



TDi Bass preamp & Di-box

The T-Di is a preamp in shape of stompbox. The device is equipped with XLR LINE OUT and can be connected to any mixer or PA system. This feature and it's portability makes the T-Di an alternative to a bass amp. It provides very bright, saturated sound and can also be used as a bass guitar booster.




TDi Plus Bass preamp & Di-box + Compressor

T-Di Plus used either on stage or in studio is a perfect multi-tool for bass players. As a preamp fitted in stompbox with a compressor built in and complete equalization the T-Di Plus provides all the essential tools to fulfill entirely bassist's needs.

The main features of white series

- ✓ True bypass
- ✓ Polarity Auto Detection
- ✓ 9-12V/DC supply
- ✓ DC Assistant
- ✓ Internal DC Converter
(9V into 18V or 12V into 24V)





*Misha
Mansoor*




Nathan East



Tommy Demander



Wojtek Pilchowski




Al Di Meola

Taurus Artists

WWW.TAURUS-AMP.PL




Mark Egan



*Pippo
Matino*



Otto Williams



Felton Crews



Sam Rivers



*Michael
Thompson*




Kristoffer Gildenlow



Wes Borland



Anna Portulupi



Lars Lehmann



Bruce Guitich




Reggie Worthey




Vasti Jackson




Ruggero Robin



Pedro Andrea



*Susanna
Risberg*



Rued Jolie